



Monthly Financial Results

The Vanguard Classical School
February 2024

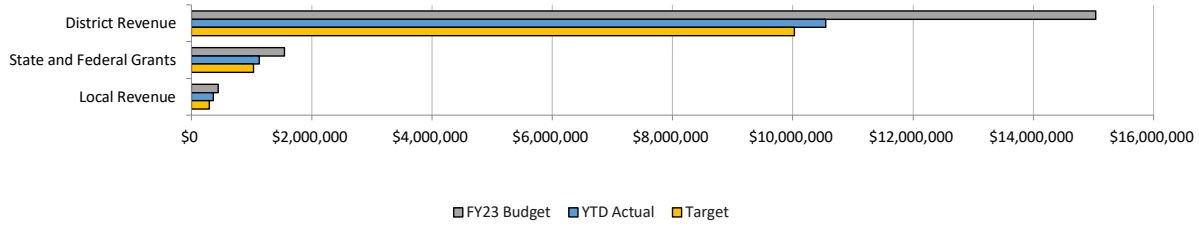
Published on 13 Mar 2024

Vanguard Classical School Financial Dashboard February 2024

REVENUE

<u>Total Revenue this Month</u>	<u>Total Revenue YTD</u>	<u>Budgeted Revenue FY2024</u>	<u>% of Revenue Budget</u>
\$1,673,686	\$12,039,845	\$17,030,866	70.69%

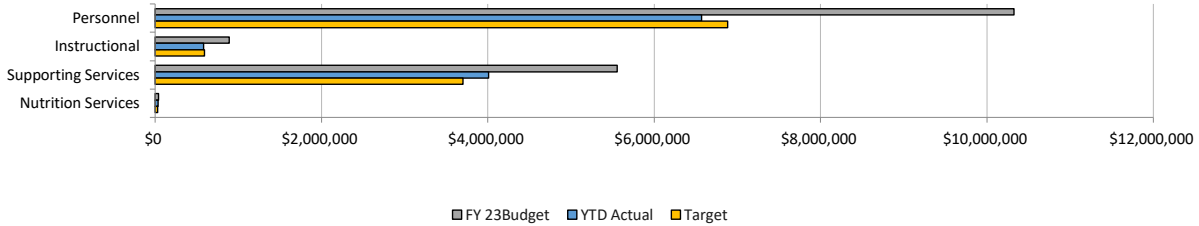
Revenue - Actual vs. Budget



EXPENSE

<u>Total Expense this Month</u>	<u>Total Expense YTD</u>	<u>Budgeted Expense FY2024</u>	<u>% of Expense Budget</u>
\$1,324,380	\$11,155,759	\$16,811,613	66.36%

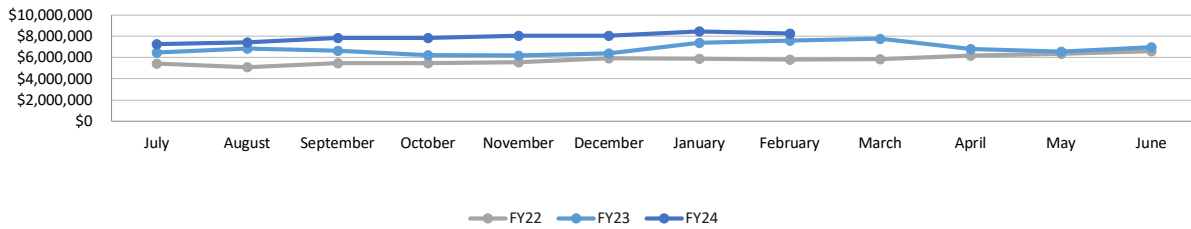
Expense - Actual vs. Budget



CASH POSITION

<u>Cash at End of Month</u>	<u>Cash at End of Prior Month</u>	<u>Cash at Beginning of Year</u>	<u>Est. Cash Balance - End of FY24</u>
\$8,255,090	\$8,463,478	\$6,988,613	TBD

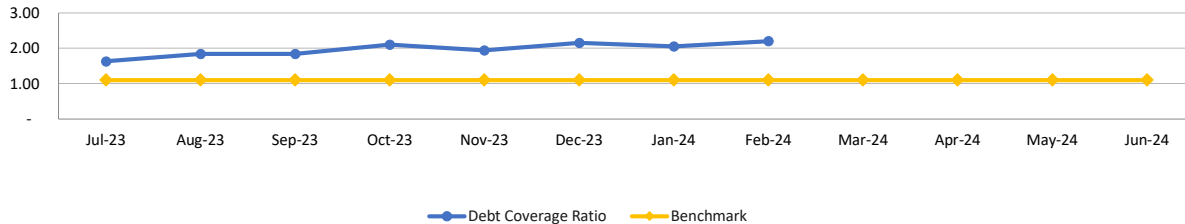
Cash Flow



DEBT SERVICE COVERAGE RATIO

<u>DSCR - Prior Year</u>	<u>DSCR - Mid-Year</u>	<u>DSCR - Current</u>	<u>Est. DSCR - End of FY24</u>
1.30	2.15	2.20	TBD

Debt Service Coverage Ratio



Vanguard Classical School - Combined

Statement of Financial Position - Unaudited

As of February 29 2024

	<u>Current</u>	<u>Prior Year</u>	<u>\$ Variance</u>
ASSETS			
<u>Cash and Equivalents</u>			
Operating Account	897,270	830,069	67,201
Legal Reserve	50,000	50,000	-
CSAFE	<u>7,307,821</u>	<u>6,108,544</u>	<u>1,199,276</u>
Cash and Equivalents	<u>8,255,090</u>	<u>6,988,613</u>	<u>1,266,477</u>
<u>Other Assets</u>			
Accounts Receivable	107,795	107,795	-
Grants Receivable	308,829	818,957	(510,128)
Prepaid Rent	74,991	74,991	-
Prepaid Expenses - Other	221,583	84,635	136,949
Security Deposit	<u>35,000</u>	<u>35,000</u>	<u>-</u>
Other Assets	<u>748,197</u>	<u>1,121,377</u>	<u>(373,179)</u>
TOTAL ASSETS	9,003,288	8,109,990	893,297
LIABILITIES AND FUND BALANCE			
<u>Liabilities</u>			
Accounts Payable	109,316	3,309	106,008
Accrued Salaries & Benefits	781,605	757,802	23,803
Accrued Other	-	-	-
CIP Retainage	-	77,094	(77,094)
Deferred Revenue	<u>-</u>	<u>-</u>	<u>-</u>
Liabilities	<u>890,921</u>	<u>838,205</u>	<u>52,716</u>
<u>Fund Balance</u>			
Unrestricted	3,812,044	2,858,785	953,259
Committed - Enrollment Contingency	2,400,000	2,400,000	-
Committed - Building Improvements	1,500,000	1,500,000	-
Restricted	50,000	50,000	-
Tabor Reserve	<u>350,323</u>	<u>463,000</u>	<u>(112,677)</u>
Fund Balance	<u>8,112,366</u>	<u>7,271,785</u>	<u>840,581</u>
TOTAL LIABILITIES AND FUND BALANCE	9,003,288	8,109,990	893,297

Vanguard Classical School - Combined

Statement of Activities - Unaudited

Fiscal YTD - February 29, 2024

	February 2024				YTD				Total		
	Actual	Budget	\$ Variance	% of Budget	Actual	Budget	\$ Variance	% of Budget	FY23-24 Budget	Budget Remaining	% Remaining
REVENUES											
District Revenue	1,411,178	1,253,108	158,070	112.6%	10,547,956	10,024,866	523,090	105.2%	15,037,299	4,489,343	29.9%
State and Federal Grants	218,664	128,782	89,882	169.8%	1,129,467	1,030,259	99,208	109.6%	1,545,389	415,922	26.9%
Local Revenue	43,843	37,348	6,495	117.4%	367,422	298,786	68,636	123.0%	448,178	80,756	18.0%
TOTAL REVENUES	1,673,686	1,419,239	254,447	117.9%	12,044,845	11,353,911	690,934	106.1%	17,030,866	4,986,021	29.3%
EXPENDITURES											
<i>Personnel Expenses</i>											
Salaries & Wages	630,688	633,201	(2,513)	99.6%	5,060,208	5,065,610	(5,402)	99.9%	7,598,414	2,538,207	33.4%
Additional Pay	4,501	24,292	(19,791)	18.5%	55,394	194,333	(138,940)	28.5%	291,500	236,106	81.0%
Benefits	186,568	202,964	(16,396)	91.9%	1,454,731	1,623,714	(168,983)	89.6%	2,435,571	980,840	40.3%
Total Personnel Expenses	821,758	860,457	(38,699)	95.5%	6,570,332	6,883,657	(313,325)	95.4%	10,325,485	3,755,153	36.4%
<i>Instructional Expenses</i>											
Purchased Services	47,495	15,379	32,117	308.8%	240,556	123,031	117,526	195.5%	184,546	(56,010)	OVER
Supplies & Materials	27,549	58,713	(31,164)	46.9%	339,508	469,704	(130,196)	72.3%	704,556	365,048	51.8%
Total Instructional Expenses	75,044	74,092	952	101.3%	580,064	592,735	(12,670)	97.9%	889,102	309,038	34.8%
<i>Supporting Services</i>											
Purchased Services	48,138	51,435	(3,296)	93.6%	481,742	411,477	70,265	117.1%	617,215	135,473	21.9%
Business Services	3,346	8,600	(5,253)	38.9%	38,916	68,797	(29,881)	56.6%	103,196	64,280	62.3%
District Services	117,090	80,199	36,891	146.0%	745,121	641,590	103,531	116.1%	962,385	217,264	22.6%
Human Resources	1,698	10,472	(8,774)	16.2%	46,110	83,778	(37,668)	55.0%	125,667	79,557	63.3%
Property-Related Services	252,373	303,489	(51,116)	83.2%	2,618,866	2,427,915	190,951	107.9%	3,641,872	1,023,006	28.1%
Supplies & Materials	4,113	8,461	(4,348)	48.6%	76,831	67,691	9,140	113.5%	101,536	24,705	24.3%
Other Expense	256	196	59	130.2%	256	1,571	(1,316)	16.3%	2,357	2,101	89.1%
Total Supporting Services	427,015	462,852	(35,838)	92.3%	4,007,841	3,702,819	305,023	108.2%	5,554,228	1,546,387	27.8%
Nutrition Services	563	3,566	(3,003)	15.8%	36,473	28,531	7,942	127.8%	42,797	6,324	14.8%
TOTAL EXPENDITURES	1,324,380	1,400,968	(76,588)	94.5%	11,194,711	11,207,742	(13,031)	99.9%	16,811,613	5,616,902	33.4%
CHANGE IN NET ASSETS	349,306	18,271	331,035	1911.8%	850,134	146,169	703,965	581.6%	219,253	(630,881)	OVER

Vanguard Classical School - East Campus

Statement of Activities - Unaudited

Fiscal YTD - February 29, 2024

	February 2024				YTD				Total		
	Actual	Budget	\$ Variance	% of Budget	Actual	Budget	\$ Variance	% of Budget	FY23-24 Budget	Budget Remaining	% Remaining
REVENUES											
District Revenue	903,263	825,903	77,360	109.4%	7,011,182	6,607,225	403,957	106.1%	9,910,838	2,899,655	29.3%
State and Federal Grants	109,051	101,824	7,227	107.1%	792,282	814,593	(22,311)	97.3%	1,221,890	429,608	35.2%
Local Revenue	16,611	22,938	(6,327)	72.4%	175,550	183,507	(7,957)	95.7%	275,261	99,711	36.2%
TOTAL REVENUES	1,028,926	950,666	78,260	108.2%	7,979,015	7,605,326	373,689	104.9%	11,407,989	3,428,974	30.1%
EXPENDITURES											
<i>Personnel Expenses</i>											
Salaries & Wages	398,149	401,145	(2,995)	99.3%	3,164,984	3,209,158	(44,174)	98.6%	4,813,737	1,648,753	34.3%
Additional Pay	2,428	14,863	(12,434)	16.3%	33,141	118,901	(85,760)	27.9%	178,351	145,210	81.4%
Benefits	120,982	131,075	(10,093)	92.3%	930,519	1,048,604	(118,085)	88.7%	1,572,906	642,387	40.8%
Total Personnel Expenses	521,560	547,083	(25,523)	95.3%	4,128,644	4,376,663	(248,019)	94.3%	6,564,994	2,436,350	37.1%
<i>Instructional Expenses</i>											
Purchased Services	32,503	10,505	21,998	309.4%	201,281	84,039	117,242	239.5%	126,059	(75,222)	OVER
Supplies & Materials	23,358	40,616	(17,257)	57.5%	257,368	324,926	(67,558)	79.2%	487,388	230,021	47.2%
Total Instructional Expenses	55,862	51,121	4,741	109.3%	458,649	408,965	49,684	112.1%	613,447	154,798	25.2%
<i>Supporting Services</i>											
Purchased Services	38,106	25,433	12,672	149.8%	284,855	203,468	81,387	140.0%	305,201	20,347	6.7%
Business Services	1,792	4,863	(3,072)	36.8%	15,821	38,906	(23,085)	40.7%	58,359	42,538	72.9%
District Services	78,577	62,499	16,078	125.7%	466,074	499,994	(33,920)	93.2%	749,991	283,917	37.9%
Human Resources	1,231	6,476	(5,245)	19.0%	25,890	51,806	(25,916)	50.0%	77,709	51,819	66.7%
Property-Related Services	159,328	206,000	(46,672)	77.3%	1,825,429	1,648,002	177,426	110.8%	2,472,003	646,575	26.2%
Supplies & Materials	2,525	4,975	(2,449)	50.8%	49,523	39,797	9,726	124.4%	59,696	10,173	17.0%
Other Expense	256	-	256		256	-	256		-	(256)	
Total Supporting Services	281,814	310,247	(28,432)	90.8%	2,667,847	2,481,973	185,874	107.5%	3,722,959	1,055,112	28.3%
Nutrition Services	431	2,504	(2,073)	17.2%	25,311	20,033	5,277	126.3%	30,050	4,739	15.8%
TOTAL EXPENDITURES	859,668	910,954	(51,287)	94.4%	7,280,451	7,287,634	(7,183)	99.9%	10,931,451	3,651,000	33.4%
CHANGE IN NET ASSETS	169,258	39,711	129,547	426.2%	698,564	317,692	380,872	219.9%	476,538	(222,026)	OVER

Vanguard Classical School - West Campus

Statement of Activities - Unaudited

Fiscal YTD - February 29, 2024

	February 2024				YTD				Total		
	Actual	Budget	\$ Variance	% of Budget	Actual	Budget	\$ Variance	% of Budget	FY23-24 Budget	Budget Remaining	% Remaining
REVENUES											
District Revenue	507,915	427,205	80,710	118.9%	3,536,774	3,417,641	119,133	103.5%	5,126,461	1,589,687	31.0%
State and Federal Grants	109,613	26,958	82,655	406.6%	337,185	215,666	121,519	156.3%	323,499	(13,686)	OVER
Local Revenue	27,232	14,410	12,822	189.0%	191,872	115,278	76,593	166.4%	172,917	(18,955)	OVER
TOTAL REVENUES	644,760	468,573	176,187	137.6%	4,065,830	3,748,585	317,245	108.5%	5,622,877	1,557,047	27.7%
EXPENDITURES											
<i>Personnel Expenses</i>											
Salaries & Wages	232,539	232,056	483	100.2%	1,895,223	1,856,451	38,772	102.1%	2,784,677	889,454	31.9%
Additional Pay	2,073	9,429	(7,357)	22.0%	22,253	75,433	(53,180)	29.5%	113,149	90,897	80.3%
Benefits	65,586	71,889	(6,302)	91.2%	524,212	575,110	(50,898)	91.1%	862,665	338,453	39.2%
Total Personnel Expenses	300,198	313,374	(13,176)	95.8%	2,441,688	2,506,994	(65,306)	97.4%	3,760,491	1,318,803	35.1%
<i>Instructional Expenses</i>											
Purchased Services	14,992	4,874	10,118	307.6%	39,275	38,991	284	100.7%	58,487	19,212	32.8%
Supplies & Materials	4,190	18,097	(13,907)	23.2%	82,140	144,779	(62,638)	56.7%	217,168	135,028	62.2%
Total Instructional Expenses	19,182	22,971	(3,789)	83.5%	121,415	183,770	(62,355)	66.1%	275,655	154,240	56.0%
<i>Supporting Services</i>											
Purchased Services	10,033	26,001	(15,969)	38.6%	196,887	208,009	(11,122)	94.7%	312,014	115,127	36.9%
Business Services	1,555	3,736	(2,182)	41.6%	23,095	29,891	(6,796)	77.3%	44,837	21,742	48.5%
District Services	38,512	17,700	20,813	217.6%	279,047	141,596	137,451	197.1%	212,394	(66,653)	OVER
Human Resources	468	3,997	(3,529)	11.7%	20,220	31,972	(11,752)	63.2%	47,958	27,738	57.8%
Property-Related Services	93,045	97,489	(4,444)	95.4%	793,437	779,913	13,525	101.7%	1,169,869	376,432	32.2%
Supplies & Materials	1,588	3,487	(1,899)	45.5%	27,308	27,893	(586)	97.9%	41,840	14,532	34.7%
Other Expense	-	196	(196)	0.0%	-	1,571	(1,571)	0.0%	2,357	2,357	100.0%
Total Supporting Services	145,200	152,606	(7,405)	95.1%	1,339,994	1,220,846	119,148	109.8%	1,831,269	491,275	26.8%
Nutrition Services	132	1,062	(930)	12.4%	11,162	8,498	2,664	131.4%	12,747	1,585	12.4%
TOTAL EXPENDITURES	464,712	490,013	(25,301)	94.8%	3,914,260	3,920,108	(5,848)	99.9%	5,880,162	1,965,902	33.4%
CHANGE IN NET ASSETS	180,047	(21,440)	201,488	-839.8%	151,570	(171,523)	323,093	-88.4%	(257,285)	(408,855)	158.9%

The Vanguard Classical School

Expenditures by Vendor Summary

February 2024

	TOTAL
1-800 FLOWERS	155.76
Alerio Technology Group	550.00
All Phase Landscape	1,071.00
Alvin McPherson	54.50
Amazon	1,913.14
AMAZON RET EAST	95.74
AMERICAN FLAGPOLE & FL	64.62
Aurora Mental Health Center	5,000.00
Aurora Water	1,270.47
BENJI BALL	71.68
Beta Health Association	20.00
Big Sky Bounce	392.50
BLACKOUT EZ	141.25
Boulder Tech	20,136.60
Brightview Landscape Services, Inc.	4,657.00
Brittany Jimmerson	40.84
CAROLINA BIOLOGIC SUPPLY	309.23
CBI ONLINE	72.00
CenturyLink 3037551028580B	1,055.83
Charter Connect	1,000.00
CHILD MUSEUM DENV	517.00
CHSCA	40.00
Clearly	609.64
Costco	372.04
Crack-Ajax LLC	420.00
Critter Control of Denver	275.00
Denver Athletic	941.00
Denver Botanic Gardens	120.00
DENVERPARKS&RECREATION	240.00
DOMINO'S	45.25
EASYKEYSCOM INC	159.60
Emma Byerly	54.50
Gillem Speech	23,126.00
GOFUNDME	100.00
GOOGLE ADS	287.48
GOURMET FOR GOOD CORPORAT	765.30
Grainger	-5,710.58
GRANT HUMPHREYS MAN	425.00
Hyrum Alex Easton	177.99
Interlynk Communications	245.00
J W PEPPER	67.50
JOBMATCHLLC	170.00
Jostens Inc	117.25
Kutz & Bethke LLC	97.50
Leaf	5,123.99

The Vanguard Classical School

Expenditures by Vendor Summary

February 2024

	TOTAL
Lumen-Access Billing	2,336.00
Maggie Barton	54.50
Marc Goldenberg	54.50
Meridian Fire and Security, LLC	2,111.00
Morgan King	9.91
NASSP PRODUCT & SERVICE	133.23
Orkin, LLC	346.97
Papa John's	47.70
PEARSON EDUCATION	79.10
Pepperdines Marking Products, LTD	373.30
Personal Touch Therapies, PC	150.00
Pickens Technical College	1,730.00
Premier Impressions, Inc.	725.92
Procure Therapy, Inc.	10,392.00
Qdoba	1,462.72
QuickBooks Payments	31.13
RevTrak	33.58
Ryan Seaman	68.34
Safeway	118.87
SAM'S CLUB	130.83
Sandoval Elevator Company CO	239.00
Sarah Thomas	54.50
Scoot Education Inc.	20,041.53
Shred-it	150.00
SIGNUP LEVELICOACHINGCER	340.00
Social Fabric, LLC	2,587.50
Soliant	10,997.30
SRM Stormwater Risk Management	60.00
STATE FEE	10.00
Summit Service Group, Inc.	21,400.00
Sysco Denver	6,267.90
T-Mobile	624.75
Tatonka Education Service Inc. PBC	13,500.00
THE HOME DEPOT	204.37
Threshold	353.00
U-Haul	45.85
UMB Bank	75,940.00
Walmart	107.55
WESTERN PSYCHOLOGICAL SER	182.60
WhyTry, LLC	2,000.00
Xcel Energy	3,520.66
Not Specified	1,063,099.24
TOTAL	\$1,308,973.97

The Vanguard Classical School

A/P Aging Summary

As of February 29, 2024

	CURRENT	1 - 30	31 - 60	61 - 90	91 AND OVER	TOTAL
Aflac Group Insurance	1,851.91					\$1,851.91
All Phase Landscape	1,071.00					\$1,071.00
Aurora Mental Health Center	5,000.00					\$5,000.00
Aurora Water	1,270.47					\$1,270.47
Beta Health Association	354.25					\$354.25
Brightview Landscape Services, Inc.					430.00	\$430.00
CenturyLink 3037551028580B		1,055.83				\$1,055.83
Crack-Ajax LLC	420.00					\$420.00
GPE - Glatfelter	85,535.00					\$85,535.00
Jostens Inc	117.25				-316.20	\$ -198.95
Leaf	4,723.68					\$4,723.68
ODP Business Solutions					-1.94	\$ -1.94
Orkin, LLC		125.99				\$125.99
Personal Touch Therapies, PC		150.00				\$150.00
Shred-it	150.00					\$150.00
Social Fabric, LLC	2,587.50					\$2,587.50
Soliant	3,154.35					\$3,154.35
SRM Stormwater Risk Management	60.00					\$60.00
Summit Service Group, Inc.	9,630.00					\$9,630.00
Sysco Denver	3,464.50					\$3,464.50
T-Mobile	416.50					\$416.50
Tatonka Education Service Inc. PBC		-13,500.00				\$ -13,500.00
Threshold		353.00				\$353.00
WhyTry, LLC	2,000.00					\$2,000.00
Xcel Energy	13,311.75				0.00	\$13,311.75
TOTAL	\$135,118.16	\$ -11,815.18	\$0.00	\$0.00	\$111.86	\$123,414.84

The Vanguard Classical School

Check Detail

February 2024

DATE	TRANSACTION TYPE	NUM	NAME	MEMO/DESCRIPTION	CLR	AMOUNT
10155 1st Bank	4762 - Operating					
02/01/2024	Expenditure			CHARGE-BACK OF DEPOSITED ITEM	R	-60.00
				CHARGE-BACK OF DEPOSITED ITEM		-60.00
02/02/2024	Expenditure			Divvy Cred EWALLET - DIVVYP	R	-4,624.25
				Divvy Cred EWALLET - DIVVYP		-4,624.25
02/06/2024	Expenditure			BILLING BILL.COM LLC	R	-213.68
				BILLING BILL.COM LLC		213.68
02/07/2024	Check	9444	Maggie Barton			-54.50
						54.50
02/07/2024	Check	9446	Marc Goldenberg			0.00
				54.50		
02/07/2024	Check	9447	Alvin McPherson		R	-54.50
						54.50
02/07/2024	Expenditure			SQ240207 Square Inc	R	-2.70
				SQ240207 Square Inc		-2.70
02/08/2024	Bill Payment (Check)		Xcel Energy	# EFT 2.28.24	R	-14,439.35
						-14,439.35
02/09/2024	Expenditure		RevTrak	XXXXXX5953 RevTrak	R	-19.95
				XXXXXX5953 RevTrak		19.95
02/09/2024	Expenditure		RevTrak	XXXXXX5953 RevTrak	R	-8.38
				XXXXXX5953 RevTrak		8.38
02/13/2024	Check	9448	Ryan Seaman		R	-68.34
				Mileage		68.34
02/13/2024	Check	9449	Brittany Jimmerson		R	-40.84
				Stolen ball&Lunch box		40.84
02/15/2024	Expenditure		QuickBooks Payments	QBooks Onl INTUIT *	R	-31.13
				QBooks Onl INTUIT *		31.13
02/16/2024	Expenditure			Divvy Cred EWALLET - DIVVYP	R	-7,179.81
				Divvy Cred EWALLET - DIVVYP		-7,179.81
02/16/2024	Expenditure			DEPOSIT CORRECTION	R	-33.00
				DEPOSIT CORRECTION		-33.00
02/21/2024	Check	9450	Emma Byerly			-54.50
						54.50
02/21/2024	Expenditure		Pinnacol Assurance	Payment Pinnacol Assuran - Invoice #21574326 2/1/2024	R	-3,932.43
				Payment Pinnacol Assuran - Invoice #21574326 2/1/2024		3,932.43
02/23/2024	Check	9451	Morgan King			-9.91
				return trip from student ambo		9.91
02/23/2024	Check	9452	Hyrum Alex Easton		R	-177.99
				banquet		177.99
02/23/2024	Expenditure	9445	Sarah Thomas	CHECK # 9445	R	-54.50
				CHECK # 9445		54.50

The Vanguard Classical School

Check Detail

February 2024

DATE	TRANSACTION TYPE	NUM	NAME	MEMO/DESCRIPTION	CLR	AMOUNT
02/27/2024	Expenditure	9446	Marc Goldenberg	CHECK # 9446 CHECK # 9446	R	-54.50 54.50
<hr/>						
10156 1st Bank 4770 - Payroll						
02/01/2024	Expenditure		Arielle Moon	CHECK # 5012 CHECK # 5012	R	-2,790.94 -2,790.94
02/02/2024	Expenditure			DIR DEP OPTUM BANK DIR DEP OPTUM BANK	R	-917.36 -917.36
02/07/2024	Expenditure		PERA	CONT DEPOS Colorado PERA CONT DEPOS Colorado PERA	R	-73,608.25 -73,608.25
02/07/2024	Expenditure		PERA	CONT DEPOS Colorado PERA CONT DEPOS Colorado PERA	R	-125,590.98 -125,590.98
02/07/2024	Expenditure		PERA	CONT 401k Colorado PERA CONT 401k Colorado PERA	R	-1,115.13 -1,115.13
02/07/2024	Expenditure		PERA	CONT 401k Colorado PERA CONT 401k Colorado PERA	R	-1,223.78 -1,223.78
02/07/2024	Expenditure		PERA	CONT 457 Colorado PERA CONT 457 Colorado PERA	R	-366.39 -366.39
02/07/2024	Expenditure		PERA	CONT 457 Colorado PERA CONT 457 Colorado PERA	R	-694.92 -694.92
02/09/2024	Expenditure		RevTrak	XXXXXX5953 RevTrak XXXXXX5953 RevTrak	R	-5.25 5.25
<hr/>						
1072 Bill.com Money Out Clearing						
02/06/2024	Bill Payment (Check)		Eye Med	Multiple invoices		-785.93 -785.93
02/06/2024	Bill Payment (Check)		Scoot Education Inc.	Multiple invoices		-7,609.00 -7,609.00
02/06/2024	Bill Payment (Check)		Social Fabric, LLC	Multiple invoices		-1,987.50 -1,987.50
02/06/2024	Bill Payment (Check)		Clearly	Multiple invoices (details on stub)-- bill.com Check Number: 211829725		-609.64 -609.64
02/06/2024	Bill Payment (Check)		Kkp-Printing	Inv 2311233		-175.57 -175.57
02/06/2024	Bill Payment (Check)		Stars Kid Care	Inv 1023 Jan		-23,040.00 -23,040.00
02/06/2024	Bill Payment (Check)		Aflac Group Insurance	Inv VCS January 24-- bill.com Check Number: 211825005		-1,835.28 -1,835.28
02/06/2024	Bill Payment (Check)		Critter Control of Denver	Inv 3816348		-275.00 -275.00
02/06/2024	Bill Payment (Check)		Imagine Learning LLC Dept2195	Inv 980099-- bill.com Check Number: 211836267		-6,030.00

The Vanguard Classical School

Check Detail

February 2024

DATE	TRANSACTION TYPE	NUM	NAME	MEMO/DESCRIPTION	CLR	AMOUNT
						-6,030.00
02/06/2024	Bill Payment (Check)		Brightview Landscape Services, Inc.	Inv 8779798		-758.00
						-758.00
02/06/2024	Bill Payment (Check)		Crack-Ajax LLC	Inv inv-003257-- bill.com Check Number: 211816654		-150.00
						-150.00
02/06/2024	Bill Payment (Check)		Interlynk Communications	Inv 17902		-245.00
						-245.00
02/06/2024	Bill Payment (Check)		Shred-it	Inv 8006135530		-270.00
						-270.00
02/06/2024	Bill Payment (Check)		Sysco Denver	Inv 559888968-- bill.com Check Number: 211815592		-1,054.05
						-1,054.05
02/08/2024	Bill Payment (Check)		Ability Connection Colorado	Multiple invoices (details on stub)-- bill.com Check Number: 211852788		-1,273.33
						-1,273.33
02/08/2024	Bill Payment (Check)		Summit Service Group, Inc.	Multiple invoices (details on stub)-- bill.com Check Number: 211879369		-11,770.00
						-11,770.00
02/12/2024	Bill Payment (Check)		Premier Impressions, Inc.	Multiple invoices (details on stub)-- bill.com Check Number: 211895632		-1,451.90
						-1,451.90
02/12/2024	Bill Payment (Check)		Pepperdines Marking Products, LTD	Multiple invoices		-403.10
						-403.10
02/12/2024	Bill Payment (Check)		Pitney Bowes	Inv 2/9/24-- bill.com Check Number: 211905093		-35.86
						-35.86
02/12/2024	Bill Payment (Check)		Aurora Water	Acct A068610 - Inv A068610 12.14-01.17		-1,332.52
						-1,332.52
02/12/2024	Bill Payment (Check)		Aurora Mental Health Center	Inv 0124 VANG EAST-- bill.com Check Number: 211891959		-5,000.00
						-5,000.00
02/12/2024	Bill Payment (Check)		Kutz & Bethke LLC	Inv 225014		-97.50
						-97.50
02/12/2024	Bill Payment (Check)		Scout Education Inc.	Inv 66476		-4,436.00
						-4,436.00
02/12/2024	Bill Payment (Check)		Beta Health Association	Inv G000916637		-336.75
						-336.75
02/12/2024	Bill Payment (Check)		LEADINGEDGE	Inv 57038		-123.96
						-123.96
02/12/2024	Bill Payment (Check)		T-Mobile	Inv 970451463 2.9.24		-208.25
						-208.25
02/12/2024	Bill Payment (Check)		All Phase Landscape	Inv MO112115-- bill.com Check Number: 211912242		-1,020.00
						-1,020.00
02/12/2024	Bill Payment (Check)		Brightview Landscape Services, Inc.	Inv 8790326		-1,580.00
						-1,580.00
02/12/2024	Bill Payment (Check)		Leaf	Inv 16007734-- bill.com Check Number: 211926130		-4,723.68

The Vanguard Classical School

Check Detail

February 2024

DATE	TRANSACTION TYPE	NUM	NAME	MEMO/DESCRIPTION	CLR	AMOUNT
						-4,723.68
02/12/2024	Bill Payment (Check)		ODP Business Solutions	Inv 352018137001		-123.18
						-123.18
02/12/2024	Bill Payment (Check)		Boulder Tech	Inv 1031		-20,136.60
						-20,136.60
02/12/2024	Bill Payment (Check)		Sysco Denver	Inv 559907099-- bill.com Check Number: 211902260		-1,749.35
						-1,749.35
02/15/2024	Bill Payment (Check)		Soliant	Inv # 20877081		-2,985.20
						-2,985.20
02/15/2024	Bill Payment (Check)		Sandoval Elevator Company CO	Inv # 8028-- bill.com Check Number: 211965862		-228.00
						-228.00
02/15/2024	Bill Payment (Check)		Orkin, LLC	Inv # 256603950		-94.99
						-94.99
02/15/2024	Bill Payment (Check)		Leaf	Inv # 16026965-- bill.com Check Number: 211959503		-400.31
						-400.31
02/16/2024	Bill Payment (Check)		Scoot Education Inc.	Inv # 67459		-1,356.00
						-1,356.00
02/16/2024	Bill Payment (Check)		Scoot Education Inc.	Inv # 67422		-3,204.00
						-3,204.00
02/16/2024	Bill Payment (Check)		Soliant	Inv # 20880858		-2,636.70
						-2,636.70
02/23/2024	Bill Payment (Check)		Sandoval Elevator Company CO	Inv 8316-- bill.com Check Number: 212068563		-239.00
						-239.00
02/23/2024	Bill Payment (Check)		Denver Athletic	Multiple invoices		-941.00
						-941.00
02/23/2024	Bill Payment (Check)		Scoot Education Inc.	Multiple invoices		-6,485.53
						-6,485.53
02/23/2024	Bill Payment (Check)		Gillem Speech	Multiple invoices		-23,126.00
						-23,126.00
02/23/2024	Bill Payment (Check)		Brightview Landscape Services, Inc.	Inv 8797785		-1,801.00
						-1,801.00
02/23/2024	Bill Payment (Check)		Orkin, LLC	Inv 256603949		-125.99
						-125.99
02/23/2024	Bill Payment (Check)		Alerio Technology Group	Inv 56557		-550.00
						-550.00
02/23/2024	Bill Payment (Check)		Tatonka Education Service Inc. PBC	Inv 616		-13,500.00
						-13,500.00
02/23/2024	Bill Payment (Check)		Lumen-Access Billing	Inv 5102XJJ4S3-2024039-- bill.com Check Number: 212045141		-2,336.00
						-2,336.00
02/23/2024	Bill Payment (Check)		Charter Connect	Inv 1702-- bill.com Check Number: 212078600		-1,000.00

The Vanguard Classical School

Check Detail

February 2024

DATE	TRANSACTION TYPE	NUM	NAME	MEMO/DESCRIPTION	CLR	AMOUNT
						-1,000.00
02/23/2024	Bill Payment (Check)		Pickens Technical College	Inv VGS2024-- bill.com Check Number: 212056815		-1,730.00 -1,730.00
02/23/2024	Bill Payment (Check)		Gen Digital, Inc. (Frmr Norton Lifelock)	Inv 10010456120		-419.72 -419.72
02/29/2024	Bill Payment (Check)		Brightview Landscape Services, Inc.	Inv # 8800729		-1,276.00 -1,276.00
02/29/2024	Bill Payment (Check)		Soliant	Inv # 20886768		-2,221.05 -2,221.05
02/29/2024	Bill Payment (Check)		Vancouver Laptop Inc	Inv # 1704307818-- bill.com Check Number: 212141615		-237.74 -237.74
02/29/2024	Bill Payment (Check)		Summit Service Group, Inc.	Inv # SUM-102458-- bill.com Check Number: 212143769		-5,060.00 -5,060.00
02/29/2024	Bill Payment (Check)		Summit Service Group, Inc.	Inv # SUM-102457-- bill.com Check Number: 212145936		-6,710.00 -6,710.00
02/29/2024	Bill Payment (Check)		Scoot Education Inc.	Inv # 69264		-1,356.00 -1,356.00
02/29/2024	Bill Payment (Check)		Scoot Education Inc.	Inv # 69230		-3,204.00 -3,204.00
02/29/2024	Bill Payment (Check)		Meridian Fire and Security, LLC	Inv # 31126010-- bill.com Check Number: 212117631		-2,111.00 -2,111.00
02/29/2024	Bill Payment (Check)		Procure Therapy, Inc.	Inv # 107355-WHIDEP		-10,392.00 -10,392.00
02/29/2024	Bill Payment (Check)		UMB Bank	Inv # 2024-02-28-- bill.com Check Number: 212131563		-75,940.00 -75,940.00

The Vanguard Classical School

10155 1st Bank 4762 - Operating, Period Ending 02/29/2024

RECONCILIATION REPORT

Reconciled on: 03/08/2024

Reconciled by: Elena Osovskaya

Any changes made to transactions after this date aren't included in this report.

Summary

USD

Statement beginning balance.....	322,207.11
Checks and payments cleared (26).....	-303,356.03
Deposits and other credits cleared (44).....	613,623.47
Statement ending balance.....	<u>632,474.55</u>
Uncleared transactions as of 02/29/2024.....	-6,707.08
Register balance as of 02/29/2024.....	625,767.47
Cleared transactions after 02/29/2024.....	0.00
Uncleared transactions after 02/29/2024.....	-3,765.66
Register balance as of 03/08/2024.....	622,001.81

Details

Checks and payments cleared (26)

DATE	TYPE	REF NO.	PAYEE	AMOUNT (USD)
12/15/2023	Check	9432	Edlin Estrada	-54.50
02/01/2024	Expense			-60.00
02/02/2024	Expense			-4,624.25
02/06/2024	Journal	BILL 02-06-24 AP q5p3		-44,824.97
02/06/2024	Expense			-213.68
02/07/2024	Check	9447	Alvin McPherson	-54.50
02/07/2024	Expense			-2.70
02/08/2024	Journal	BILL 02-08-24 AP q5qw		-13,043.33
02/08/2024	Bill Payment		Xcel Energy	-14,439.35
02/09/2024	Expense		RevTrak	-19.95
02/09/2024	Expense		RevTrak	-8.38
02/12/2024	Journal	BILL 02-12-24 AP q5q9		-42,758.65
02/13/2024	Check	9448	Ryan Seaman	-68.34
02/13/2024	Check	9449	Brittany Jimmerson	-40.84
02/15/2024	Journal	BILL 02-15-24 AP q5rs		-3,708.50
02/15/2024	Expense		QuickBooks Payments	-31.13
02/16/2024	Expense			-7,179.81
02/16/2024	Expense			-33.00
02/16/2024	Journal	BILL 02-16-24 AP oQf0		-7,196.70
02/21/2024	Expense		Pinnacol Assurance	-3,932.43
02/23/2024	Expense	9445	Sarah Thomas	-54.50
02/23/2024	Check	9452	Hyrum Alex Easton	-177.99
02/23/2024	Journal	BILL 02-23-24 AP oQgx		-52,254.24
02/27/2024	Expense	9446	Marc Goldenberg	-54.50
02/29/2024	Journal	BILL 02-29-24 AP rq8&		-108,507.79
02/29/2024	Journal			-12.00

Total -303,356.03

Deposits and other credits cleared (44)

DATE	TYPE	REF NO.	PAYEE	AMOUNT (USD)
02/01/2024	Deposit			4.77
02/02/2024	Deposit			83.56
02/02/2024	Deposit			166.25
02/05/2024	Deposit			107.91
02/05/2024	Deposit			289.20
02/08/2024	Deposit			19.38
02/08/2024	Deposit			21.33

DATE	TYPE	REF NO.	PAYEE	AMOUNT (USD)
02/08/2024	Deposit			147.86
02/12/2024	Deposit			48.60
02/13/2024	Deposit			112.48
02/13/2024	Deposit			588.44
02/14/2024	Deposit			96.35
02/14/2024	Deposit			52.29
02/15/2024	Deposit			38.56
02/16/2024	Deposit			139.00
02/16/2024	Deposit			588.00
02/16/2024	Deposit			333.00
02/16/2024	Deposit			228.00
02/16/2024	Deposit			390.36
02/16/2024	Deposit			283.00
02/16/2024	Deposit			235.00
02/16/2024	Deposit		Aflac Group Insurance	20.64
02/16/2024	Deposit		Grainger	5,710.58
02/16/2024	Deposit			243.00
02/16/2024	Deposit			406.00
02/16/2024	Deposit			203.00
02/16/2024	Deposit			666.00
02/16/2024	Deposit			117.00
02/16/2024	Deposit			182.17
02/16/2024	Deposit			825.00
02/20/2024	Deposit			31.07
02/21/2024	Deposit			29.02
02/21/2024	Deposit			109.76
02/21/2024	Deposit		RevTrak	104.37
02/22/2024	Deposit			25.12
02/22/2024	Deposit			600,000.00
02/23/2024	Deposit			364.56
02/26/2024	Deposit			13.36
02/26/2024	Deposit			50.24
02/27/2024	Deposit		RevTrak	52.18
02/28/2024	Deposit			67.78
02/28/2024	Deposit			338.40
02/29/2024	Deposit			13.36
02/29/2024	Deposit			77.52
Total				613,623.47

Additional Information

Uncleared checks and payments as of 02/29/2024

DATE	TYPE	REF NO.	PAYEE	AMOUNT (USD)
01/13/2023	Bill Payment	9094	Critter Control of Denver	-275.00
04/07/2023	Check	9296	Maggie Barton	-54.50
05/11/2023	Bill Payment		Carolina Biological Supply Co.	-866.88
05/23/2023	Check	9317	Lumen -Century Link 90583894	-1,582.00
08/22/2023	Check	9353	Tower Community Fellowship	-375.00
08/29/2023	Check	9360	Zachary Caudle	-54.50
08/31/2023	Check		Amanda Engelhart	-1,465.35
09/06/2023	Bill Payment		JW PEPPER (deleted)	-41.00
10/27/2023	Bill Payment		Mathias Lock & Key Inc.	-159.54
11/17/2023	Journal	BILL 11-17-23 AP vZ\$5		-1,714.40
01/19/2024	Journal	BILL 01-19-24 AP rtG0		-184,728.34
02/07/2024	Check	9444	Maggie Barton	-54.50
02/21/2024	Check	9450	Emma Byerly	-54.50
02/23/2024	Check	9451	Morgan King	-9.91

Total -191,435.42

Uncleared deposits and other credits as of 02/29/2024

DATE	TYPE	REF NO.	PAYEE	AMOUNT (USD)
09/14/2023	Check	9381		0.00
09/14/2023	Check	9380		0.00
10/06/2023	Check	9399	Pamela Polke	0.00
10/06/2023	Check	9381	Meagan R Plass	0.00
10/06/2023	Check	9402	Reagan Riendeau	0.00
10/06/2023	Check	9380	Meagan R Plass	0.00
11/28/2023	Check			0.00
01/12/2024	Check	9442	Minuteman Press	0.00
01/23/2024	Journal	BILL 01-23-24 AP rtHq		184,228.62
01/23/2024	Journal	BILL 01-23-24 AP rtHX		499.72
02/07/2024	Check	9446	Marc Goldenberg	0.00
Total				184,728.34

Uncleared checks and payments after 02/29/2024

DATE	TYPE	REF NO.	PAYEE	AMOUNT (USD)
03/04/2024	Journal	BILL 03-04-24 AP rq9l		-245.00
03/15/2024	Bill Payment		Xcel Energy	-3,520.66
Total				-3,765.66

The Vanguard Classical School

10156 1st Bank 4770 - Payroll, Period Ending 02/29/2024

RECONCILIATION REPORT

Reconciled on: 03/07/2024

Reconciled by: Elena Osovskaya

Any changes made to transactions after this date aren't included in this report.

Summary

USD

Statement beginning balance.....	229,062.98
Checks and payments cleared (11).....	-761,049.22
Deposits and other credits cleared (1).....	800,000.00
Statement ending balance.....	<u>268,013.76</u>

Register balance as of 02/29/2024.....268,013.76

Details

Checks and payments cleared (11)

DATE	TYPE	REF NO.	PAYEE	AMOUNT (USD)
02/01/2024	Expense		Arielle Moon	-2,790.94
02/02/2024	Expense			-917.36
02/07/2024	Expense		PERA	-125,590.98
02/07/2024	Journal	020724pr off cycle		-271.95
02/07/2024	Expense		PERA	-73,608.25
02/07/2024	Expense		PERA	-1,115.13
02/07/2024	Expense		PERA	-694.92
02/07/2024	Expense		PERA	-366.39
02/07/2024	Expense		PERA	-1,223.78
02/09/2024	Expense		RevTrak	-5.25
02/29/2024	Journal	022924pr		-554,464.27
Total				-761,049.22

Deposits and other credits cleared (1)

DATE	TYPE	REF NO.	PAYEE	AMOUNT (USD)
02/22/2024	Deposit			800,000.00
Total				800,000.00

The Vanguard Classical School

10311 CSAFE - East, Period Ending 02/29/2024

RECONCILIATION REPORT

Reconciled on: 03/07/2024

Reconciled by: Elena Osovskaya

Any changes made to transactions after this date aren't included in this report.

Summary

USD

Statement beginning balance	2,961,732.28
Interest earned	12,401.56
Checks and payments cleared (1)	-600,000.00
Deposits and other credits cleared (0)	0.00
Statement ending balance	<u>2,374,133.84</u>

Register balance as of 02/29/2024 2,374,133.84

Details

Checks and payments cleared (1)

DATE	TYPE	REF NO.	PAYEE	AMOUNT (USD)
02/22/2024	Deposit			-600,000.00

Total -600,000.00

The Vanguard Classical School

10310 CSAFE - West, Period Ending 02/29/2024

RECONCILIATION REPORT

Reconciled on: 03/07/2024

Reconciled by: Elena Osovskaya

Any changes made to transactions after this date aren't included in this report.

Summary

USD

Statement beginning balance.....	4,903,629.78
Interest earned.....	24,340.14
Checks and payments cleared (3).....	-1,348,800.49
Deposits and other credits cleared (2).....	1,354,517.23
Statement ending balance.....	<u>4,933,686.66</u>

Register balance as of 02/29/2024.....	4,933,686.66
Cleared transactions after 02/29/2024.....	0.00
Uncleared transactions after 02/29/2024.....	1,200,762.61
Register balance as of 03/07/2024.....	6,134,449.27

Details

Checks and payments cleared (3)

DATE	TYPE	REF NO.	PAYEE	AMOUNT (USD)
02/01/2024	Journal			-75.00
02/01/2024	Journal	013124pr funding		-548,725.49
02/22/2024	Deposit			-800,000.00
Total				-1,348,800.49

Deposits and other credits cleared (2)

DATE	TYPE	REF NO.	PAYEE	AMOUNT (USD)
02/04/2024	Journal			567,335.03
02/04/2024	Journal	February PPR		787,182.20
Total				1,354,517.23

Additional Information

Uncleared deposits and other credits after 02/29/2024

DATE	TYPE	REF NO.	PAYEE	AMOUNT (USD)
03/04/2024	Journal	March PPR		437,495.26
03/04/2024	Journal	March PPR		763,267.35
Total				1,200,762.61