



---

## Monthly Financial Results

---

The Vanguard Classical School  
March 2024

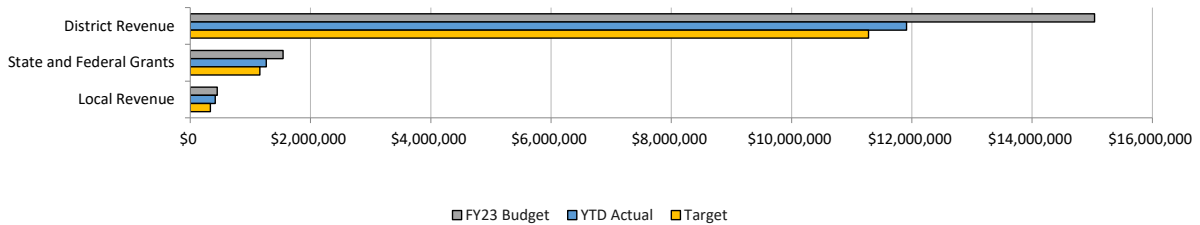
Published on 12 Apr 2024

## Vanguard Classical School Financial Dashboard March 2024

### REVENUE

<u>Total Revenue this Month</u>	<u>Total Revenue YTD</u>	<u>Budgeted Revenue FY2024</u>	<u>% of Revenue Budget</u>
\$1,546,411	\$13,586,256	\$17,030,866	79.77%

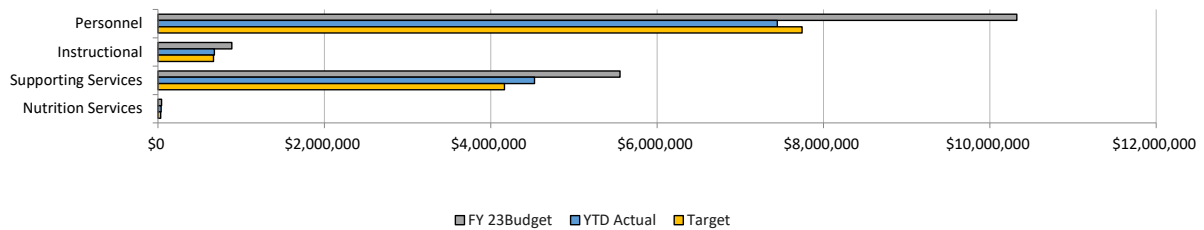
Revenue - Actual vs. Budget



### EXPENSE

<u>Total Expense this Month</u>	<u>Total Expense YTD</u>	<u>Budgeted Expense FY2024</u>	<u>% of Expense Budget</u>
\$1,492,406	\$12,648,165	\$16,811,613	75.23%

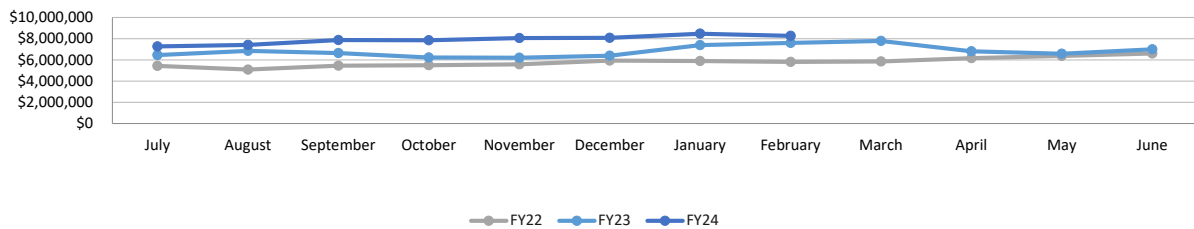
Expense - Actual vs. Budget



### CASH POSITION

<u>Cash at End of Month</u>	<u>Cash at End of Prior Month</u>	<u>Cash at Beginning of Year</u>	<u>Est. Cash Balance - End of FY24</u>
\$8,255,090	\$8,463,478	\$6,988,613	TBD

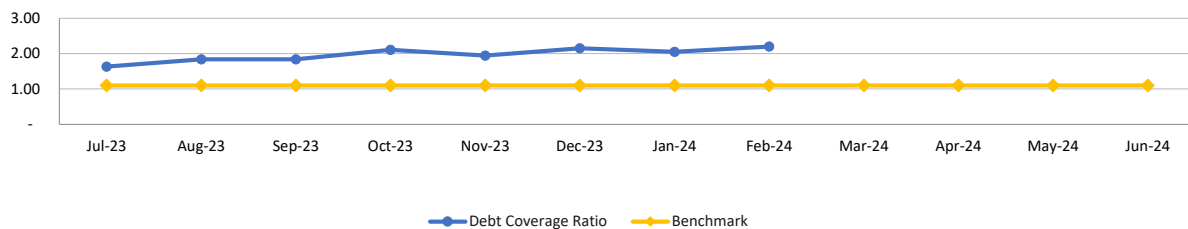
Cash Flow



### DEBT SERVICE COVERAGE RATIO

<u>DSCR - Prior Year</u>	<u>DSCR - Mid-Year</u>	<u>DSCR - Current</u>	<u>Est. DSCR - End of FY24</u>
1.30	2.15	2.18	TBD

Debt Service Coverage Ratio



## Vanguard Classical School - Combined

### Statement of Financial Position - Unaudited

As of March 31, 2024

	<u>Current</u>	<u>Prior Year</u>	<u>\$ Variance</u>
<b>ASSETS</b>			
<u>Cash and Equivalents</u>			
Operating Account	559,988	830,069	(270,081)
Legal Reserve	50,000	50,000	-
CSAFE	<u>7,747,733</u>	<u>6,108,544</u>	<u>1,639,189</u>
Cash and Equivalents	8,357,722	6,988,613	1,369,108
<u>Other Assets</u>			
Accounts Receivable	107,795	107,795	-
Grants Receivable	364,628	818,957	(454,329)
Prepaid Rent	74,991	74,991	-
Prepaid Expenses - Other	193,649	84,635	109,015
Security Deposit	<u>35,000</u>	<u>35,000</u>	<u>-</u>
Other Assets	776,063	1,121,377	(345,314)
<b>TOTAL ASSETS</b>	<b>9,133,784</b>	<b>8,109,990</b>	<b>1,023,794</b>
<b>LIABILITIES AND FUND BALANCE</b>			
<u>Liabilities</u>			
Accounts Payable	170,298	3,309	166,990
Accrued Salaries & Benefits	797,114	757,802	39,312
Accrued Other	-	-	-
CIP Retainage	-	77,094	(77,094)
Deferred Revenue	<u>-</u>	<u>-</u>	<u>-</u>
Liabilities	967,413	838,205	129,208
<u>Fund Balance</u>			
Unrestricted	3,821,118	2,858,785	962,333
Committed - Enrollment Contingency	2,400,000	2,400,000	-
Committed - Building Improvements	1,500,000	1,500,000	-
Restricted	50,000	50,000	-
Tabor Reserve	<u>395,254</u>	<u>463,000</u>	<u>(67,746)</u>
Fund Balance	8,166,372	7,271,785	894,587
<b>TOTAL LIABILITIES AND FUND BALANCE</b>	<b>9,133,784</b>	<b>8,109,990</b>	<b>1,023,794</b>

**Vanguard Classical School - Combined**

Statement of Activities - Unaudited

Fiscal YTD - March 31, 2024

	March 2024				YTD				Total		
	Actual	Budget	\$ Variance	% of Budget	Actual	Budget	\$ Variance	% of Budget	FY23-24 Budget	Budget Remaining	% Remaining
<b>REVENUES</b>											
District Revenue	1,362,834	1,253,108	109,726	108.8%	11,910,790	11,277,974	632,816	105.6%	15,037,299	3,126,509	20.8%
State and Federal Grants	134,873	128,782	6,091	104.7%	1,264,340	1,159,042	105,299	109.1%	1,545,389	281,049	18.2%
Local Revenue	48,704	37,348	11,356	130.4%	416,126	336,134	79,992	123.8%	448,178	32,052	7.2%
<b>TOTAL REVENUES</b>	<b>1,546,411</b>	<b>1,419,239</b>	<b>127,172</b>	<b>109.0%</b>	<b>13,591,256</b>	<b>12,773,150</b>	<b>818,107</b>	<b>106.4%</b>	<b>17,030,866</b>	<b>3,439,609</b>	<b>20.2%</b>
<b>EXPENDITURES</b>											
<i><b>Personnel Expenses</b></i>											
Salaries & Wages	622,059	633,201	(11,143)	98.2%	5,682,266	5,698,811	(16,545)	99.7%	7,598,414	1,916,148	25.2%
Additional Pay	53,605	24,292	29,313	220.7%	108,999	218,625	(109,626)	49.9%	291,500	182,501	62.6%
Benefits	198,360	202,964	(4,604)	97.7%	1,653,091	1,826,678	(173,587)	90.5%	2,435,571	782,480	32.1%
<b>Total Personnel Expenses</b>	<b>874,024</b>	<b>860,457</b>	<b>13,567</b>	<b>101.6%</b>	<b>7,444,356</b>	<b>7,744,114</b>	<b>(299,758)</b>	<b>96.1%</b>	<b>10,325,485</b>	<b>2,881,129</b>	<b>27.9%</b>
<i><b>Instructional Expenses</b></i>											
Purchased Services	87,298	15,379	71,919	567.6%	327,854	138,409	189,445	236.9%	184,546	(143,308)	OVER
Supplies & Materials	11,545	58,713	(47,168)	19.7%	351,053	528,417	(177,364)	66.4%	704,556	353,503	50.2%
<b>Total Instructional Expenses</b>	<b>98,843</b>	<b>74,092</b>	<b>24,751</b>	<b>133.4%</b>	<b>678,907</b>	<b>666,827</b>	<b>12,081</b>	<b>101.8%</b>	<b>889,102</b>	<b>210,195</b>	<b>23.6%</b>
<i><b>Supporting Services</b></i>											
Purchased Services	51,046	51,435	(388)	99.2%	532,789	462,911	69,877	115.1%	617,215	84,427	13.7%
Business Services	6,289	8,600	(2,310)	73.1%	45,205	77,396	(32,191)	58.4%	103,196	57,990	56.2%
District Services	122,918	80,199	42,719	153.3%	868,038	721,789	146,250	120.3%	962,385	94,346	9.8%
Human Resources	41,555	10,472	31,083	396.8%	87,666	94,250	(6,585)	93.0%	125,667	38,001	30.2%
Property-Related Services	285,605	303,489	(17,884)	94.1%	2,904,472	2,731,404	173,067	106.3%	3,641,872	737,401	20.2%
Supplies & Materials	11,718	8,461	3,257	138.5%	88,549	76,152	12,397	116.3%	101,536	12,987	12.8%
Other Expense	(157)	196	(353)	-79.9%	99	1,768	(1,669)	5.6%	2,357	2,258	95.8%
<b>Total Supporting Services</b>	<b>518,976</b>	<b>462,852</b>	<b>56,123</b>	<b>112.1%</b>	<b>4,526,817</b>	<b>4,165,671</b>	<b>361,146</b>	<b>108.7%</b>	<b>5,554,228</b>	<b>1,027,411</b>	<b>18.5%</b>
Nutrition Services	563	3,566	(3,003)	15.8%	37,037	32,098	4,939	115.4%	42,797	5,761	13.5%
<b>TOTAL EXPENDITURES</b>	<b>1,492,406</b>	<b>1,400,968</b>	<b>91,438</b>	<b>106.5%</b>	<b>12,687,117</b>	<b>12,608,710</b>	<b>78,407</b>	<b>100.6%</b>	<b>16,811,613</b>	<b>4,124,496</b>	<b>24.5%</b>
<b>CHANGE IN NET ASSETS</b>	<b>54,005</b>	<b>18,271</b>	<b>35,734</b>	<b>295.6%</b>	<b>904,139</b>	<b>164,440</b>	<b>739,699</b>	<b>549.8%</b>	<b>219,253</b>	<b>(684,887)</b>	<b>OVER</b>

### Vanguard Classical School - East Campus

Statement of Activities - Unaudited

Fiscal YTD - March 31, 2024

	March 2024				YTD				Total		
	Actual	Budget	\$ Variance	% of Budget	Actual	Budget	\$ Variance	% of Budget	FY23-24 Budget	Budget Remaining	% Remaining
<b>REVENUES</b>											
District Revenue	903,263	825,903	77,360	109.4%	7,892,425	7,433,128	459,296	106.2%	9,910,838	2,018,413	20.4%
State and Federal Grants	123,607	101,824	21,783	121.4%	915,889	916,417	(528)	99.9%	1,221,890	306,001	25.0%
Local Revenue	16,054	22,938	(6,884)	70.0%	191,604	206,446	(14,841)	92.8%	275,261	83,657	30.4%
<b>TOTAL REVENUES</b>	<b>1,042,924</b>	<b>950,666</b>	<b>92,259</b>	<b>109.7%</b>	<b>8,999,919</b>	<b>8,555,992</b>	<b>443,927</b>	<b>105.2%</b>	<b>11,407,989</b>	<b>2,408,070</b>	<b>21.1%</b>
<b>EXPENDITURES</b>											
<i>Personnel Expenses</i>											
Salaries & Wages	402,959	401,145	1,814	100.5%	3,567,943	3,610,303	(42,360)	98.8%	4,813,737	1,245,795	25.9%
Additional Pay	27,341	14,863	12,478	184.0%	60,482	133,763	(73,282)	45.2%	178,351	117,869	66.1%
Benefits	128,449	131,075	(2,626)	98.0%	1,058,968	1,179,679	(120,711)	89.8%	1,572,906	513,938	32.7%
<b>Total Personnel Expenses</b>	<b>558,749</b>	<b>547,083</b>	<b>11,666</b>	<b>102.1%</b>	<b>4,687,393</b>	<b>4,923,746</b>	<b>(236,353)</b>	<b>95.2%</b>	<b>6,564,994</b>	<b>1,877,602</b>	<b>28.6%</b>
<i>Instructional Expenses</i>											
Purchased Services	70,983	10,505	60,478	675.7%	272,264	94,544	177,720	288.0%	126,059	(146,205)	OVER
Supplies & Materials	8,002	40,616	(32,613)	19.7%	265,370	365,541	(100,171)	72.6%	487,388	222,018	45.6%
<b>Total Instructional Expenses</b>	<b>78,985</b>	<b>51,121</b>	<b>27,865</b>	<b>154.5%</b>	<b>537,634</b>	<b>460,086</b>	<b>77,549</b>	<b>116.9%</b>	<b>613,447</b>	<b>75,813</b>	<b>12.4%</b>
<i>Supporting Services</i>											
Purchased Services	39,537	25,433	14,104	155.5%	324,392	228,901	95,491	141.7%	305,201	(19,191)	OVER
Business Services	4,149	4,863	(715)	85.3%	19,970	43,769	(23,799)	45.6%	58,359	38,389	65.8%
District Services	82,202	62,499	19,703	131.5%	548,276	562,493	(14,217)	97.5%	749,991	201,715	26.9%
Human Resources	34,542	6,476	28,067	533.4%	60,433	58,282	2,151	103.7%	77,709	17,276	22.2%
Property-Related Services	196,337	206,000	(9,663)	95.3%	2,021,766	1,854,003	167,764	109.0%	2,472,003	450,237	18.2%
Supplies & Materials	6,919	4,975	1,944	139.1%	56,442	44,772	11,670	126.1%	59,696	3,254	5.5%
Other Expense	(157)	-	(157)		99	-	99		-	(99)	
<b>Total Supporting Services</b>	<b>363,530</b>	<b>310,247</b>	<b>53,283</b>	<b>117.2%</b>	<b>3,031,377</b>	<b>2,792,219</b>	<b>239,158</b>	<b>108.6%</b>	<b>3,722,959</b>	<b>691,582</b>	<b>18.6%</b>
Nutrition Services	431	2,504	(2,073)	17.2%	25,742	22,538	3,205	114.2%	30,050	4,308	14.3%
<b>TOTAL EXPENDITURES</b>	<b>1,001,695</b>	<b>910,954</b>	<b>90,741</b>	<b>110.0%</b>	<b>8,282,147</b>	<b>8,198,588</b>	<b>83,558</b>	<b>101.0%</b>	<b>10,931,451</b>	<b>2,649,305</b>	<b>24.2%</b>
<b>CHANGE IN NET ASSETS</b>	<b>41,229</b>	<b>39,711</b>	<b>1,517</b>	<b>103.8%</b>	<b>717,772</b>	<b>357,403</b>	<b>360,369</b>	<b>200.8%</b>	<b>476,538</b>	<b>(241,235)</b>	<b>OVER</b>

**Vanguard Classical School - West Campus**

Statement of Activities - Unaudited

Fiscal YTD - March 31, 2024

	March 2024				YTD				Total		
	Actual	Budget	\$ Variance	% of Budget	Actual	Budget	\$ Variance	% of Budget	FY23-24 Budget	Budget Remaining	% Remaining
<b>REVENUES</b>											
District Revenue	459,571	427,205	32,366	107.6%	4,018,365	3,844,846	173,519	104.5%	5,126,461	1,108,096	21.6%
State and Federal Grants	11,266	26,958	(15,692)	41.8%	348,451	242,624	105,827	143.6%	323,499	(24,952)	OVER
Local Revenue	32,650	14,410	18,240	226.6%	224,522	129,688	94,834	173.1%	172,917	(51,605)	OVER
<b>TOTAL REVENUES</b>	<b>503,487</b>	<b>468,573</b>	<b>34,914</b>	<b>107.5%</b>	<b>4,591,338</b>	<b>4,217,158</b>	<b>374,180</b>	<b>108.9%</b>	<b>5,622,877</b>	<b>1,031,539</b>	<b>18.3%</b>
<b>EXPENDITURES</b>											
<i>Personnel Expenses</i>											
Salaries & Wages	219,100	232,056	(12,957)	94.4%	2,114,323	2,088,508	25,816	101.2%	2,784,677	670,354	24.1%
Additional Pay	26,264	9,429	16,835	278.5%	48,517	84,862	(36,345)	57.2%	113,149	64,632	57.1%
Benefits	69,911	71,889	(1,978)	97.2%	594,123	646,999	(52,876)	91.8%	862,665	268,542	31.1%
<b>Total Personnel Expenses</b>	<b>315,275</b>	<b>313,374</b>	<b>1,901</b>	<b>100.6%</b>	<b>2,756,963</b>	<b>2,820,368</b>	<b>(63,405)</b>	<b>97.8%</b>	<b>3,760,491</b>	<b>1,003,528</b>	<b>26.7%</b>
<i>Instructional Expenses</i>											
Purchased Services	16,315	4,874	11,441	334.7%	55,590	43,865	11,725	126.7%	58,487	2,897	5.0%
Supplies & Materials	3,543	18,097	(14,555)	19.6%	85,683	162,876	(77,193)	52.6%	217,168	131,485	60.5%
<b>Total Instructional Expenses</b>	<b>19,857</b>	<b>22,971</b>	<b>(3,114)</b>	<b>86.4%</b>	<b>141,273</b>	<b>206,741</b>	<b>(65,468)</b>	<b>68.3%</b>	<b>275,655</b>	<b>134,382</b>	<b>48.8%</b>
<i>Supporting Services</i>											
Purchased Services	11,509	26,001	(14,492)	44.3%	208,396	234,010	(25,614)	89.1%	312,014	103,618	33.2%
Business Services	2,141	3,736	(1,595)	57.3%	25,236	33,628	(8,392)	75.0%	44,837	19,601	43.7%
District Services	40,716	17,700	23,016	230.0%	319,762	159,296	160,467	200.7%	212,394	(107,368)	OVER
Human Resources	7,013	3,997	3,016	175.5%	27,233	35,969	(8,735)	75.7%	47,958	20,725	43.2%
Property-Related Services	89,268	97,489	(8,221)	91.6%	882,705	877,402	5,304	100.6%	1,169,869	287,164	24.5%
Supplies & Materials	4,799	3,487	1,313	137.6%	32,107	31,380	727	102.3%	41,840	9,733	23.3%
Other Expense	-	196	(196)	0.0%	-	1,768	(1,768)	0.0%	2,357	2,357	100.0%
<b>Total Supporting Services</b>	<b>155,446</b>	<b>152,606</b>	<b>2,840</b>	<b>101.9%</b>	<b>1,495,440</b>	<b>1,373,452</b>	<b>121,988</b>	<b>108.9%</b>	<b>1,831,269</b>	<b>335,829</b>	<b>18.3%</b>
Nutrition Services	132	1,062	(930)	12.4%	11,294	9,560	1,734	118.1%	12,747	1,453	11.4%
<b>TOTAL EXPENDITURES</b>	<b>490,710</b>	<b>490,013</b>	<b>697</b>	<b>100.1%</b>	<b>4,404,971</b>	<b>4,410,121</b>	<b>(5,151)</b>	<b>99.9%</b>	<b>5,880,162</b>	<b>1,475,192</b>	<b>25.1%</b>
<b>CHANGE IN NET ASSETS</b>	<b>12,776</b>	<b>(21,440)</b>	<b>34,217</b>	<b>-59.6%</b>	<b>186,367</b>	<b>(192,964)</b>	<b>379,331</b>	<b>-96.6%</b>	<b>(257,285)</b>	<b>(443,652)</b>	<b>172.4%</b>

# The Vanguard Classical School

## Expenditures by Vendor Summary

March 2024

	TOTAL
Ability Connection Colorado	2,245.66
Alerio Technology Group	550.00
All Phase Landscape	1,293.25
Amazon	3,038.39
AMAZON RET EAST	792.00
Aurora Mental Health Center	5,000.00
Aurora Water	1,251.57
Automated Business Products	14.33
BK Interactive LLC	2,500.00
Brightview Landscape Services, Inc.	5,238.00
CBI ONLINE	30.00
CenturyLink 333720616	516.24
Charter Connect	2,000.00
Clearly	609.64
COMMUNITY COLLEGE OF AURORA	990.25
Convergint Technologies	720.00
Corporate Translation Services, Inc.	55.34
Costco	140.98
Counter Trade Products Inc	6,324.16
Crack-Ajax LLC	150.00
Critter Control of Denver	275.00
Denver Athletic	875.00
EINSTEIN BROS. BAGELS	74.56
Esmeralda Aguilar	89.76
First Bank Credit Card Center	0.80
Flinn Scientific Inc.	371.06
FLOWERS.COM	-156.87
Generation Schools Network Inc	39,000.00
Gillem Speech	25,459.00
GOOGLE ADS	113.61
Grainger	1,070.10
GREELEY RIO	47.94
Guitar Center Stores Inc	3,231.74
HAMPTON INN	281.86
Highline Academy	1,208.29
Indeed	231.13
Interlynk Communications	245.00
jolene gutiérrez	245.00
JOSTENS	28.99
King Soopers	200.06
KOHL'S	50.00
Kutz & Bethke LLC	65.00
Lumen -Century Link 90583894	1,753.10
Lumen-Access Billing	2,457.48
MIDWEST MODEL	118.99

# The Vanguard Classical School

## Expenditures by Vendor Summary

March 2024

	TOTAL
Miller & Steiert, P.C.	1,858.50
MTECH Mechanical	27,306.66
NAESP PEAP	322.31
ODP Business Solutions	2,437.45
OFFICE DEPOT	48.64
Orkin, LLC	94.99
Pamela Polke	84.33
Personal Touch Therapies, PC	1,743.75
Pinnacol Assurance	3,063.00
Powerschool Group LLC	1,000.00
Procure Therapy, Inc.	10,392.00
QuickBooks Payments	31.13
Raptor Technologies	1,320.00
RCG Talent Solutions	13,333.33
RevTrak	26.51
Ryan Seaman	55.48
Safeway	214.54
SAM'S CLUB	122.22
Sandoval Elevator Company CO	239.00
SCHOLASTIC	311.96
Scholastic Book Fairs	1,264.94
Scoot Education Inc.	16,793.00
Shred-it	150.00
Social Fabric, LLC	1,950.00
Soliant	12,341.15
SRM Stormwater Risk Management	120.00
SRS Real Estate Partners	9,900.00
Summit Service Group, Inc.	16,084.48
Sysco Denver	1,749.35
T-Mobile	208.25
Tatonka Education Service Inc. PBC	13,500.00
THE HOME DEPOT	414.42
THINKING MAPS	2,927.00
UMB Bank	75,940.00
UNC BURGER BAR	30.98
Waste Management	8,532.23
Xcel Energy	12,292.14
Not Specified	1,143,405.62
<b>TOTAL</b>	<b>\$1,492,405.77</b>



# The Vanguard Classical School

## A/P Aging Summary

As of March 31, 2024

	CURRENT	1 - 30	31 - 60	61 - 90	91 AND OVER	TOTAL
Ability Connection Colorado	1,118.33	99.00				\$1,217.33
All Phase Landscape	1,293.25					\$1,293.25
Aurora Mental Health Center	5,000.00					\$5,000.00
Aurora Water	1,251.57					\$1,251.57
BK Interactive LLC	2,500.00					\$2,500.00
Brightview Landscape Services, Inc.	1,009.00				430.00	\$1,439.00
CenturyLink 333720616	516.24					\$516.24
CenturyLink 86473419				7,786.78	-7,786.78	\$0.00
COMMUNITY COLLEGE OF AURORA		990.25				\$990.25
Corporate Translation Services, Inc.	55.34					\$55.34
Crack-Ajax LLC	150.00					\$150.00
Denver Athletic		875.00				\$875.00
Flinn Scientific Inc.		371.06				\$371.06
Generation Schools Network Inc		39,000.00				\$39,000.00
GPE - Glatfelter	85,535.00					\$85,535.00
Grainger			5,710.58		-5,710.58	\$0.00
Guitar Center Stores Inc	3,231.74					\$3,231.74
Interlynk Communications		-245.00				\$ -245.00
Jostens Inc					-316.20	\$ -316.20
Kutz & Bethke LLC		65.00				\$65.00
Lumen -Century Link 90583894	876.55					\$876.55
Miller & Steiert, P.C.		1,858.50				\$1,858.50
MTECH Mechanical	12,690.00					\$12,690.00
ODP Business Solutions	2,066.22				-1.94	\$2,064.28
Powerschool Group LLC	1,000.00					\$1,000.00
Scout Education Inc.		6,933.00				\$6,933.00
Shred-it	150.00					\$150.00
Social Fabric, LLC	1,950.00					\$1,950.00
Soliant	6,147.20					\$6,147.20
SRM Stormwater Risk Management	120.00					\$120.00
Summit Service Group, Inc.	5,350.00	1,104.48				\$6,454.48
T-Mobile	208.25					\$208.25
Tatonka Education Service Inc. PBC		-13,500.00				\$ -13,500.00
THINKING MAPS		2,840.00				\$2,840.00
Xcel Energy	12,292.14				0.00	\$12,292.14
<b>TOTAL</b>	<b>\$144,510.83</b>	<b>\$40,391.29</b>	<b>\$5,710.58</b>	<b>\$7,786.78</b>	<b>\$ -13,385.50</b>	<b>\$185,013.98</b>

# The Vanguard Classical School

## Check Detail

March 2024

DATE	TRANSACTION TYPE	NUM	NAME	MEMO/DESCRIPTION	CLR	AMOUNT
10155 1st Bank 4762 - Operating						
03/04/2024	Expenditure		Delta Dental	INSUR PREM DDCO INSUR PREM DDCO	R	-3,705.48 -3,705.48
03/04/2024	Expenditure			Divvy Cred EWALLET - DIVVYP Divvy Cred EWALLET - DIVVYP	R	-3,419.81 -3,419.81
03/06/2024	Expenditure			BILLING BILL.COM LLC BILLING BILL.COM LLC	R	-186.77 186.77
03/08/2024	Expenditure		RevTrak	XXXXXX5953 RevTrak XXXXXX5953 RevTrak	R	-19.95 19.95
03/08/2024	Expenditure		RevTrak	XXXXXX5953 RevTrak XXXXXX5953 RevTrak	R	-2.19 2.19
03/08/2024	Expenditure		RevTrak	XXXXXX5953 RevTrak XXXXXX5953 RevTrak	R	-4.37 4.37
03/15/2024	Bill Payment (Check)		Xcel Energy	# EFT 3.15.24	R	-3,520.66 -3,520.66
03/15/2024	Bill Payment (Check)		Xcel Energy	# 866868661	R	-9,791.09 -9,791.09
03/15/2024	Expenditure		QuickBooks Payments	QBooks Onl INTUIT * QBooks Onl INTUIT *	R	-31.13 31.13
03/18/2024	Expenditure			Divvy Cred EWALLET - DIVVYP Divvy Cred EWALLET - DIVVYP	R	-9,255.04 -9,255.04
03/19/2024	Check	9453	Ryan Seaman	mileage	R	-55.48 55.48
03/19/2024	Check	9454	Esmeralda Aguilar		R	-89.76 89.76
03/21/2024	Bill Payment (Check)		Pinnacol Assurance	# 21608109	R	-3,063.00 -3,063.00
03/22/2024	Check	9455	Trevor Stone		R	-851.48 -851.48
03/27/2024	Check	9456	Pamela Polke			-84.33 20.00 64.33
03/29/2024	Expenditure		First Bank Credit Card Center	ACTIVITY CHARGE ACTIVITY CHARGE	R	-0.80 0.80
10156 1st Bank 4770 - Payroll						
03/04/2024	Check	5013	Arielle Moon	CHECK # 5013 CHECK # 5013	R	-2,540.91 -2,540.91
03/06/2024	Check	5014		CHECK # 5014 CHECK # 5014	R	-615.00 -615.00
03/07/2024	Expenditure		PERA	CONT DEPOS Colorado PERA CONT DEPOS Colorado PERA	R	-73,888.91 -73,888.91

# The Vanguard Classical School

## Check Detail

March 2024

DATE	TRANSACTION TYPE	NUM	NAME	MEMO/DESCRIPTION	CLR	AMOUNT
03/07/2024	Expenditure		PERA	CONT DEPOS Colorado PERA CONT DEPOS Colorado PERA	R	-127,363.09 -127,363.09
03/07/2024	Expenditure		PERA	CONT 401k Colorado PERA CONT 401k Colorado PERA	R	-1,104.31 -1,104.31
03/07/2024	Expenditure		PERA	CONT 401k Colorado PERA West CONT 401k Colorado PERA West	R	-1,223.78 -1,223.78
03/07/2024	Expenditure		PERA	CONT 457 Colorado PERA CONT 457 Colorado PERA	R	-341.61 -341.61
03/07/2024	Expenditure		PERA	CONT 457 Colorado PERA CONT 457 Colorado PERA	R	-694.92 -694.92
03/15/2024	Expenditure			DIR DEP OPTUM BANK DIR DEP OPTUM BANK	R	-1,883.22 -1,883.22
<hr/>						
1072 Bill.com Money Out Clearing						
03/04/2024	Bill Payment (Check)		Interlynk Communications	Inv # 17965		-245.00 -245.00
03/08/2024	Bill Payment (Check)		Social Fabric, LLC	Multiple invoices		-2,587.50 -2,587.50
03/08/2024	Bill Payment (Check)		Eye Med	Multiple invoices		-792.47 -792.47
03/08/2024	Bill Payment (Check)		Clearly	Multiple invoices (details on stub)-- bill.com Check Number: 212218676		-609.64 -609.64
03/08/2024	Bill Payment (Check)		CenturyLink 333720616	Inv Jan-Feb 2024-- bill.com Check Number: 212219438		-1,055.83 -1,055.83
03/08/2024	Bill Payment (Check)		Aflac Group Insurance	Inv VCS February 24-- bill.com Check Number: 212224700		-1,851.91 -1,851.91
03/08/2024	Bill Payment (Check)		Waste Management	Inv 2507714-0178-4		-2,931.31 -2,931.31
03/08/2024	Bill Payment (Check)		Soliant	Inv 20896055		-3,154.35 -3,154.35
03/08/2024	Bill Payment (Check)		Crack-Ajax LLC	Inv INV-003296-- bill.com Check Number: 212220150		-420.00 -420.00
03/08/2024	Bill Payment (Check)		Sysco Denver	Inv 559953384-- bill.com Check Number: 212211465		-3,464.50 -3,464.50
03/08/2024	Bill Payment (Check)		Shred-it	Inv 8006446704		-150.00 -150.00
03/08/2024	Bill Payment (Check)		Sandoval Elevator Company CO	Inv 8421-- bill.com Check Number: 212228702		-239.00 -239.00
03/12/2024	Bill Payment (Check)		Jostens Inc	Inv # 33217182		-117.25 -117.25

# The Vanguard Classical School

## Check Detail

March 2024

DATE	TRANSACTION TYPE	NUM	NAME	MEMO/DESCRIPTION	CLR	AMOUNT
03/12/2024	Bill Payment (Check)		Charter Connect	Inv # 1728		-2,000.00 -2,000.00
03/12/2024	Bill Payment (Check)		SRM Stormwater Risk Management	Inv # VCS01BJ-06		-60.00 -60.00
03/12/2024	Bill Payment (Check)		Leaf	Inv # 16159433-- bill.com Check Number: 212249711		-4,723.68 -4,723.68
03/12/2024	Bill Payment (Check)		All Phase Landscape	Inv # MO112422-- bill.com Check Number: 212251988		-1,071.00 -1,071.00
03/12/2024	Bill Payment (Check)		Soliant	Inv # 20900158		-3,216.40 -3,216.40
03/12/2024	Bill Payment (Check)		Summit Service Group, Inc.	Inv # SUM-102539-- bill.com Check Number: 212256795		-5,490.00 -5,490.00
03/12/2024	Bill Payment (Check)		Summit Service Group, Inc.	Inv # SUM-102540-- bill.com Check Number: 212248495		-4,140.00 -4,140.00
03/12/2024	Bill Payment (Check)		Aurora Water	Acct #A068610 - Inv #A068610 01.17-2.14		-1,270.47 -1,270.47
03/12/2024	Bill Payment (Check)		Gillem Speech	Inv # 2024-02 East		-16,190.75 -16,190.75
03/12/2024	Bill Payment (Check)		WhyTry, LLC	Inv # 20240208-122159656-- bill.com Check Number: 212265269		-2,000.00 -2,000.00
03/12/2024	Bill Payment (Check)		Critter Control of Denver	Inv # 3818400		-275.00 -275.00
03/12/2024	Bill Payment (Check)		Scoot Education Inc.	Inv # 70156		-1,664.00 -1,664.00
03/12/2024	Bill Payment (Check)		Scoot Education Inc.	Inv # 70190		-1,356.00 -1,356.00
03/12/2024	Bill Payment (Check)		Gillem Speech	Inv # 2024-02 West		-9,268.25 -9,268.25
03/12/2024	Bill Payment (Check)		Threshold	Inv # I448843		-146.00 -146.00
03/12/2024	Bill Payment (Check)		Orkin, LLC	Inv # 257956840		-94.99 -94.99
03/12/2024	Bill Payment (Check)		Orkin, LLC	Inv # 257956839		-125.99 -125.99
03/12/2024	Bill Payment (Check)		Threshold	Inv # I448815		-207.00 -207.00
03/12/2024	Bill Payment (Check)		Aurora Mental Health Center	Inv # 0224 VANG EAST-- bill.com Check Number: 212262091		-5,000.00 -5,000.00
03/13/2024	Bill Payment (Check)		T-Mobile	Inv # 970451463 2.24.24		-416.50 -416.50

# The Vanguard Classical School

## Check Detail

March 2024

DATE	TRANSACTION TYPE	NUM	NAME	MEMO/DESCRIPTION	CLR	AMOUNT
03/13/2024	Bill Payment (Check)		Automated Business Products	Inv # 470543		-14.33
						-14.33
03/13/2024	Bill Payment (Check)		Beta Health Association	Inv # G000919797		-354.25
						-354.25
03/13/2024	Bill Payment (Check)		Personal Touch Therapies, PC	Inv # 5250-- bill.com Check Number: 212265700		-206.25
						-206.25
03/13/2024	Bill Payment (Check)		Personal Touch Therapies, PC	Inv # 5180-- bill.com Check Number: 212277339		-281.25
						-281.25
03/13/2024	Bill Payment (Check)		Personal Touch Therapies, PC	Inv # 5351-- bill.com Check Number: 212272624		-281.25
						-281.25
03/13/2024	Bill Payment (Check)		Personal Touch Therapies, PC	Inv # 5302-- bill.com Check Number: 212264666		-262.50
						-262.50
03/13/2024	Bill Payment (Check)		Personal Touch Therapies, PC	Inv # 5301-- bill.com Check Number: 212272371		-393.75
						-393.75
03/13/2024	Bill Payment (Check)		Personal Touch Therapies, PC	Inv # 5463-- bill.com Check Number: 212272983		-243.75
						-243.75
03/13/2024	Bill Payment (Check)		Personal Touch Therapies, PC	Inv # 5397-- bill.com Check Number: 212261653		-75.00
						-75.00
03/13/2024	Bill Payment (Check)		Personal Touch Therapies, PC	Inv # 5433-- bill.com Check Number: 212283930		-150.00
						-150.00
03/13/2024	Bill Payment (Check)		Counter Trade Products Inc	Inv # SI-00049292-- bill.com Check Number: 212292381		-15,178.00
						-15,178.00
03/20/2024	Bill Payment (Check)		ODP Business Solutions	Inv # 352778299001		-371.23
						-371.23
03/20/2024	Bill Payment (Check)		Alerio Technology Group	Inv # 56668		-550.00
						-550.00
03/20/2024	Bill Payment (Check)		Gen Digital, Inc. (Fmr Norton Lifelock)	Inv # 10010463595		-434.71
						-434.71
03/20/2024	Bill Payment (Check)		Lumen -Century Link 90583894	Inv # 676471162-- bill.com Check Number: 212347868		-876.55
						-876.55
03/20/2024	Bill Payment (Check)		Scoot Education Inc.	Inv # 71518		-2,896.00
						-2,896.00
03/20/2024	Bill Payment (Check)		Scoot Education Inc.	Inv # 71517		-2,588.00
						-2,588.00
03/20/2024	Bill Payment (Check)		Curriculum Associates, LLC	Inv # 362515.2 East		-23,238.75
						-23,238.75
03/20/2024	Bill Payment (Check)		Curriculum Associates, LLC	Inv # 362519.2 West		-19,911.00
						-19,911.00
03/20/2024	Bill Payment (Check)		MTECH Mechanical	Inv # 124003		-689.00
						-689.00

# The Vanguard Classical School

## Check Detail

March 2024

DATE	TRANSACTION TYPE	NUM	NAME	MEMO/DESCRIPTION	CLR	AMOUNT
03/20/2024	Bill Payment (Check)		MTECH Mechanical	Inv # 0298800406-- bill.com Check Number: 212348927		-13,687.66 -13,687.66
03/20/2024	Bill Payment (Check)		Raptor Technologies	Inv # 74700		-1,320.00 -1,320.00
03/20/2024	Bill Payment (Check)		RCG Talent Solutions	Inv # 1953		-13,333.33 -13,333.33
03/20/2024	Bill Payment (Check)		Lumen-Access Billing	Inv # 3202X]]4-S-24068-- bill.com Check Number: 212339542		-2,457.48 -2,457.48
03/20/2024	Bill Payment (Check)		Soliant	Inv # 20906116		-2,977.55 -2,977.55
03/25/2024	Bill Payment (Check)		Summit Service Group, Inc.	Multiple invoices (details on stub)-- bill.com Check Number: 212398229		-9,630.00 -9,630.00
03/25/2024	Bill Payment (Check)		THINKING MAPS	Inv INV0067322-- bill.com Check Number: 212414800		-87.00 -87.00
03/25/2024	Bill Payment (Check)		Scholastic Book Fairs	Inv W5464039DF		-1,264.94 -1,264.94
03/25/2024	Bill Payment (Check)		SRS Real Estate Partners	Inv 141882-1		-9,900.00 -9,900.00
03/25/2024	Bill Payment (Check)		jolene gutierrez	Inv 010		-245.00 -245.00
03/25/2024	Bill Payment (Check)		Highline Academy	Inv 1115-- bill.com Check Number: 212395175		-1,208.29 -1,208.29
03/25/2024	Bill Payment (Check)		Procure Therapy, Inc.	Inv 107355-JOHDEP		-10,392.00 -10,392.00
03/25/2024	Bill Payment (Check)		Grainger	Inv 9034784562-- bill.com Check Number: 212386490		-1,070.10 -1,070.10
03/25/2024	Bill Payment (Check)		MTECH Mechanical	Inv 130215		-240.00 -240.00
03/25/2024	Bill Payment (Check)		Convergint Technologies	Inv IN00168038-- bill.com Check Number: 212401459		-720.00 -720.00
03/25/2024	Bill Payment (Check)		Sysco Denver	Inv 659003622-- bill.com Check Number: 212391849		-1,749.35 -1,749.35
03/28/2024	Bill Payment (Check)		Eye Med	Inv 166238487		-798.22 -798.22
03/28/2024	Bill Payment (Check)		UMB Bank	Inv 2024-03-28-- bill.com Check Number: 212457018		-75,940.00 -75,940.00
03/28/2024	Bill Payment (Check)		Tatonka Education Service Inc. PBC	Inv 656		-13,500.00 -13,500.00
03/29/2024	Bill Payment (Check)		Ability Connection Colorado	Inv 29417-- bill.com Check Number: 212460814		-1,028.33 -1,028.33

# The Vanguard Classical School

## Check Detail

March 2024

DATE	TRANSACTION TYPE	NUM	NAME	MEMO/DESCRIPTION	CLR	AMOUNT
03/29/2024	Bill Payment (Check)		Scoot Education Inc.	Inv 73086		-1,356.00
						-1,356.00
03/29/2024	Bill Payment (Check)		Interlynk Communications	Inv 18037		-245.00
						-245.00
03/29/2024	Bill Payment (Check)		Brightview Landscape Services, Inc.	Inv 8837731		-4,229.00
						-4,229.00

The Vanguard Classical School

10155 1st Bank 4762 - Operating, Period Ending 03/29/2024

RECONCILIATION REPORT

Reconciled on: 04/11/2024

Reconciled by: Elena Osovskaya

Any changes made to transactions after this date aren't included in this report.

Summary

USD

Statement beginning balance.....	632,474.55
Checks and payments cleared (26).....	-346,825.53
Deposits and other credits cleared (45).....	10,972.82
Statement ending balance.....	<u>296,621.84</u>
Uncleared transactions as of 03/29/2024.....	-6,672.50
Register balance as of 03/29/2024.....	289,949.34
Cleared transactions after 03/29/2024.....	0.00
Uncleared transactions after 03/29/2024.....	-166,320.80
Register balance as of 04/11/2024.....	123,628.54

Details

Checks and payments cleared (26)

DATE	TYPE	REF NO.	PAYEE	AMOUNT (USD)
02/07/2024	Check	9444	Maggie Barton	-54.50
02/21/2024	Check	9450	Emma Byerly	-54.50
02/23/2024	Check	9451	Morgan King	-9.91
03/04/2024	Expense		Delta Dental	-3,705.48
03/04/2024	Journal	BILL 03-04-24 AP rq9l		-245.00
03/04/2024	Expense			-3,419.81
03/06/2024	Expense			-186.77
03/08/2024	Journal	BILL 03-08-24 AP \$!)		-17,256.51
03/08/2024	Expense		RevTrak	-2.19
03/08/2024	Expense		RevTrak	-4.37
03/08/2024	Expense		RevTrak	-19.95
03/12/2024	Journal	BILL 03-12-24 AP u4mL		-58,416.78
03/13/2024	Journal	BILL 03-13-24 AP p38l		-17,856.83
03/15/2024	Bill Payment		Xcel Energy	-3,520.66
03/15/2024	Expense		QuickBooks Payments	-31.13
03/15/2024	Bill Payment		Xcel Energy	-9,791.09
03/18/2024	Expense			-9,255.04
03/19/2024	Check	9453	Ryan Seaman	-55.48
03/19/2024	Check	9454	Esmeralda Aguilar	-89.76
03/20/2024	Journal	BILL 03-20-24 AP oD@K		-85,331.26
03/21/2024	Bill Payment		Pinnacle Assurance	-3,063.00
03/22/2024	Check	9455	Trevor Stone	-851.48
03/25/2024	Journal	BILL 03-25-24 AP oD#u		-36,506.68
03/28/2024	Journal	BILL 03-28-24 AP oD#2		-90,238.22
03/29/2024	Expense		First Bank Credit Card Center	-0.80
03/29/2024	Journal	BILL 03-29-24 AP oD\$r		-6,858.33

**Total** **-346,825.53**

Deposits and other credits cleared (45)

DATE	TYPE	REF NO.	PAYEE	AMOUNT (USD)
03/01/2024	Deposit			12.56
03/04/2024	Deposit			28.41
03/04/2024	Deposit			6.52
03/04/2024	Deposit			48.60
03/06/2024	Deposit			210.18
03/08/2024	Deposit			462.00
03/08/2024	Deposit			129.00



DATE	TYPE	REF NO.	PAYEE	AMOUNT (USD)
03/08/2024	Deposit			245.00
03/08/2024	Deposit			315.00
03/08/2024	Deposit			714.00
03/08/2024	Deposit			493.50
03/08/2024	Deposit			168.00
03/08/2024	Deposit		RevTrak	156.56
03/08/2024	Deposit			364.00
03/08/2024	Deposit			75.00
03/08/2024	Deposit			82.00
03/08/2024	Deposit			517.75
03/08/2024	Deposit			180.00
03/08/2024	Deposit			69.00
03/08/2024	Deposit			470.00
03/08/2024	Deposit			1,268.46
03/08/2024	Deposit			125.00
03/08/2024	Deposit			210.00
03/08/2024	Deposit			313.00
03/08/2024	Deposit			110.00
03/08/2024	Deposit			226.00
03/08/2024	Deposit			301.74
03/08/2024	Deposit			24.26
03/08/2024	Deposit			2.00
03/08/2024	Deposit			1.00
03/08/2024	Deposit		MJ Thomas Photography 46498	80.22
03/08/2024	Deposit			1,394.50
03/11/2024	Deposit			418.99
03/12/2024	Deposit		RevTrak	62.62
03/18/2024	Deposit		RevTrak	313.11
03/20/2024	Deposit			59.12
03/21/2024	Deposit			320.92
03/22/2024	Deposit			40.70
03/25/2024	Deposit			50.44
03/27/2024	Deposit			58.34
03/27/2024	Deposit			28.43
03/28/2024	Deposit			607.19
03/28/2024	Deposit			111.53
03/29/2024	Deposit			25.22
03/29/2024	Deposit			72.95
<b>Total</b>				<b>10,972.82</b>

**Additional Information**

Uncleared checks and payments as of 03/29/2024

DATE	TYPE	REF NO.	PAYEE	AMOUNT (USD)
01/13/2023	Bill Payment	9094	Critter Control of Denver	-275.00
04/07/2023	Check	9296	Maggie Barton	-54.50
05/11/2023	Bill Payment		Carolina Biological Supply Co.	-866.88
05/23/2023	Check	9317	Lumen -Century Link 90583894	-1,582.00
08/22/2023	Check	9353	Tower Community Fellowship	-375.00
08/29/2023	Check	9360	Zachary Caudle	-54.50
08/31/2023	Check		Amanda Engelhart	-1,465.35
09/06/2023	Bill Payment		JW PEPPER (deleted)	-41.00
10/27/2023	Bill Payment		Mathias Lock & Key Inc.	-159.54
11/17/2023	Journal	BILL 11-17-23 AP vZ\$5		-1,714.40
01/19/2024	Journal	BILL 01-19-24 AP rtG0		-184,728.34
03/27/2024	Check	9456	Pamela Polke	-84.33
<b>Total</b>				<b>-191,400.84</b>

Uncleared deposits and other credits as of 03/29/2024

DATE	TYPE	REF NO.	PAYEE	AMOUNT (USD)
09/14/2023	Check	9381		0.00
09/14/2023	Check	9380		0.00
10/06/2023	Check	9399	Pamela Polke	0.00
10/06/2023	Check	9402	Reagan Riendeau	0.00
10/06/2023	Check	9381	Meagan R Plass	0.00
10/06/2023	Check	9380	Meagan R Plass	0.00
11/28/2023	Check			0.00
01/12/2024	Check	9442	Minuteman Press	0.00
01/23/2024	Journal	BILL 01-23-24 AP rtHq		184,228.62
01/23/2024	Journal	BILL 01-23-24 AP rtHX		499.72
02/07/2024	Check	9446	Marc Goldenberg	0.00
<b>Total</b>				<b>184,728.34</b>

Uncleared checks and payments after 03/29/2024

DATE	TYPE	REF NO.	PAYEE	AMOUNT (USD)
04/02/2024	Expense		Delta Dental	-3,593.30
04/02/2024	Check	9457	Skate City / West - 47244	-750.00
04/02/2024	Expense			-4,993.30
04/03/2024	Journal	BILL 04-03-24 AP oD\$@		-125,322.51
04/03/2024	Check	9458	Scott Askew	-4,468.56
04/05/2024	Journal	BILL 04-05-24 AP uJ6O		-14,977.45
04/10/2024	Check	9460	Ryan Seaman	-56.28
04/10/2024	Check	9459	Erin Gold	-13.26
04/15/2024	Bill Payment		Xcel Energy	-12,292.14
<b>Total</b>				<b>-166,466.80</b>

Uncleared deposits and other credits after 03/29/2024

DATE	TYPE	REF NO.	PAYEE	AMOUNT (USD)
04/01/2024	Deposit			146.00
<b>Total</b>				<b>146.00</b>

The Vanguard Classical School

10156 1st Bank 4770 - Payroll, Period Ending 03/29/2024

RECONCILIATION REPORT

Reconciled on: 04/09/2024

Reconciled by: Elena Osovskaya

Any changes made to transactions after this date aren't included in this report.

Summary

USD

Statement beginning balance.....	268,013.76
Checks and payments cleared (10).....	-801,649.41
Deposits and other credits cleared (2).....	800,186.34
Statement ending balance.....	<u>266,550.69</u>

Register balance as of 03/29/2024.....	266,550.69
Cleared transactions after 03/29/2024.....	0.00
Uncleared transactions after 03/29/2024.....	-3,450.36
Register balance as of 04/09/2024.....	<u>263,100.33</u>

Details

Checks and payments cleared (10)

DATE	TYPE	REF NO.	PAYEE	AMOUNT (USD)
03/04/2024	Check	5013	Arielle Moon	-2,540.91
03/06/2024	Check	5014		-615.00
03/07/2024	Expense		PERA	-1,104.31
03/07/2024	Expense		PERA	-1,223.78
03/07/2024	Expense		PERA	-127,363.09
03/07/2024	Expense		PERA	-73,888.91
03/07/2024	Expense		PERA	-341.61
03/07/2024	Expense		PERA	-694.92
03/15/2024	Expense			-1,883.22
03/29/2024	Journal	032924pr		-591,993.66
<b>Total</b>				<b>-801,649.41</b>

Deposits and other credits cleared (2)

DATE	TYPE	REF NO.	PAYEE	AMOUNT (USD)
03/21/2024	Deposit			186.34
03/25/2024	Deposit			800,000.00
<b>Total</b>				<b>800,186.34</b>

Additional Information

Uncleared checks and payments after 03/29/2024

DATE	TYPE	REF NO.	PAYEE	AMOUNT (USD)
04/01/2024	Check	5015	Arielle Moon	-2,388.55
04/05/2024	Expense			-1,061.81
<b>Total</b>				<b>-3,450.36</b>

The Vanguard Classical School

10311 CSAFE - East, Period Ending 03/31/2024

RECONCILIATION REPORT

Reconciled on: 04/09/2024

Reconciled by: Elena Osovskaya

Any changes made to transactions after this date aren't included in this report.

---

Summary

USD

Statement beginning balance .....	2,374,133.84
Interest earned .....	11,159.94
Checks and payments cleared (0) .....	0.00
Deposits and other credits cleared (0) .....	0.00
Statement ending balance .....	<u>2,385,293.78</u>

Register balance as of 03/31/2024 ..... 2,385,293.78

The Vanguard Classical School

10310 CSAFE - West, Period Ending 03/31/2024

RECONCILIATION REPORT

Reconciled on: 04/09/2024

Reconciled by: Elena Osovskaya

Any changes made to transactions after this date aren't included in this report.

Summary

USD

Statement beginning balance	4,933,686.66
Interest earned	27,990.21
Checks and payments cleared (1)	-800,000.00
Deposits and other credits cleared (2)	1,200,762.61
Statement ending balance	<u>5,362,439.48</u>

Register balance as of 03/31/2024 5,362,439.48

Details

Checks and payments cleared (1)

DATE	TYPE	REF NO.	PAYEE	AMOUNT (USD)
03/25/2024	Deposit			-800,000.00

Total -800,000.00

Deposits and other credits cleared (2)

DATE	TYPE	REF NO.	PAYEE	AMOUNT (USD)
03/04/2024	Journal	March PPR		437,495.26
03/04/2024	Journal	March PPR		763,267.35

Total 1,200,762.61